

Custom Market Analysis Report

- "Win" More Business & Inquiries Through The Web
- Blanket The First Page Of Google & Beyond
- Track Every Phone Call, Form Fill-Out, Wishlist, Order & More Back To Where A Web Searcher First Found You Online Before Reaching Out

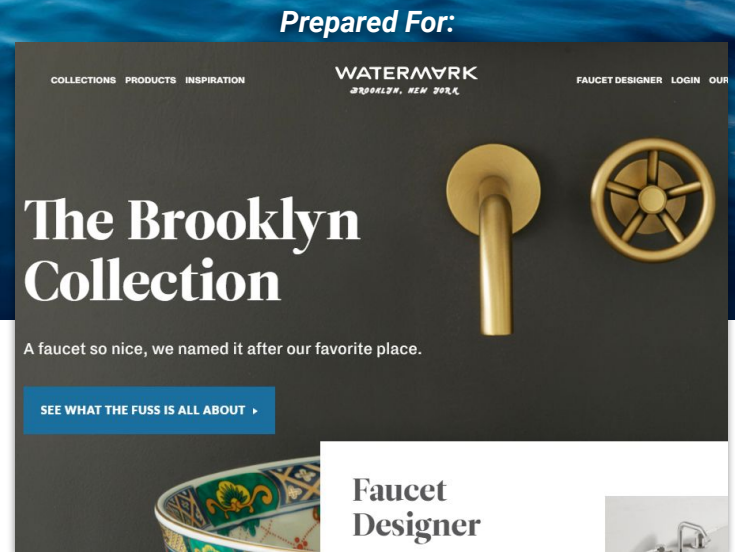
Company: Watermark Designs

URL: <http://watermark-designs.com>

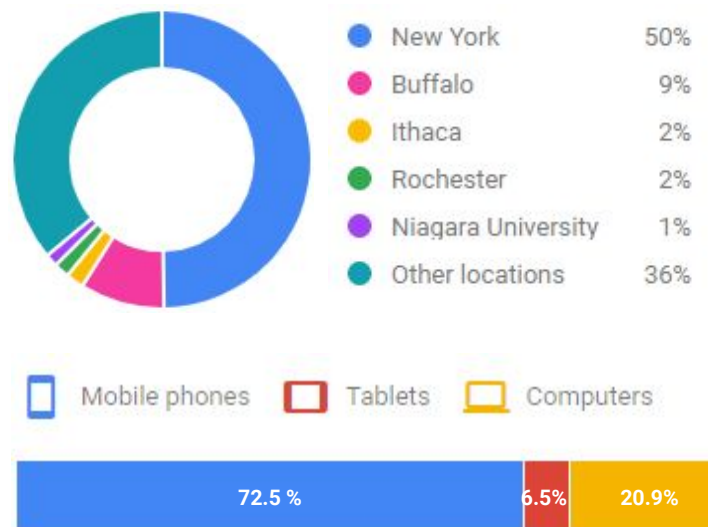
Prepared by: Elsie

Location: New York

Reach: 40.5M



Distribution Of Searchers:



This many searches happen each month for your keywords on the next page:

23,000

This is the total cost to show up in front of every single one of them:


\$620

The average bid price per click to show up above your competition is:

\$0.67

This is how many ideal people are available to visit your website from ads:

920



The Showroom Marketing team studies & analyzes hundreds of thousands of monthly targeted web search that begin with "bath or kitchen showroom near me," product categories such as "bathroom vanities", "farmhouse sinks" or "soaking tubs", & specific brands such as **Toto**, **California Faucets**, **Waterstone**, & more, across hundreds of showroom URLs spanning North America, which REALLY means that we know EXACTLY what motivates web browsers to turn into buyers & sales opportunities in any market in both the B2C or B2B channels of commerce.

Search Statistics

Prepared For:



Product Category Keyword Searches:

<input type="checkbox"/> Keyword	↓ Impressions
<input type="checkbox"/> Bar	9,201.46
<input type="checkbox"/> Kitchen	8,535.17
<input type="checkbox"/> Grab Bars	1,393.62
<input type="checkbox"/> Showerhead	1,361.21
<input type="checkbox"/> Bath Accessories	998.61
<input type="checkbox"/> Shower Drains	830.45
<input type="checkbox"/> Hand Shower	66.66
<input type="checkbox"/> Trim Kits	44.30
<input type="checkbox"/> Shower Arm	35.43
<input type="checkbox"/> Lavatory	13.12

Showroom Keyword Searches:

<input type="checkbox"/> Keyword	↓ Impressions
<input type="checkbox"/> Bathroom Showroom	2,798.51
<input type="checkbox"/> Flooring Store	2,060.14
<input type="checkbox"/> Kitchen Showroom	812.14
<input type="checkbox"/> Bath Showroom	777.51
<input type="checkbox"/> Bathroom Store	590.88
<input type="checkbox"/> Flooring Store near Me	483.73
<input type="checkbox"/> Bath Store	313.15
<input type="checkbox"/> Kitchen Cabinet Store	303.54
<input type="checkbox"/> Bathroom Showroom near Me	131.49

The Competitive Analysis below is just a sample report. Once you have live ads, Google will share exactly how many % of the time your competitors are taking your spot. We can combine this with companies you already know to show your ads when someone types in your competitors.

Brand Keyword Searches:

<input type="checkbox"/> Keyword	↓ Impressions
<input type="checkbox"/> Watermark	511.16

Competitive Analysis:

Display URL domain	↓ Impression share	Overlap rate
You	56.45%	—
modernbathroom.com	35.48%	41.90%
kohlerexperiencecenterlax.com	33.06%	36.19%
builderssurplus.net	29.30%	33.81%
polarishomedesign.com	27.15%	32.86%
flooranddecor.com	17.20%	20.00%
homedepot.com	12.63%	15.71%
homeadvisor.com	< 10%	7.14%
thekitchenstore.net	< 10%	6.67%
rebacksplumbing.com	< 10%	7.14%
labathroomvanities.com	< 10%	5.24%

Competitive Analysis

Prepared For:



Anna Gratia Studia ([annagratia.com/](https://www.annagratia.com/))

No Ads found, SEO keywords below

Keyword	Volume	Rank (Change)	KD	CPC (B)
sorelli https://www.annagratia.com/product/gli-sorelli/	1.5k	27	92	\$0.23
gratia https://www.annagratia.com/	540	103	97	\$0.38
185 van dyke st brooklyn ny https://www.annagratia.com/contact/	55	48	85	-
bathroom vanities in brooklyn ny https://www.annagratia.com/	28	78	76	\$2.29
bathroom vanities brooklyn new york https://www.annagratia.com/	12	87	84	-

Designer Drains (designerdrains.com/)

Estimated \$321 Google Ads budget

Keyword	Volume	CPC (B)	KD	Mobile Searches
shower drain cover	3.4k	\$0.76	83	56%
shower drains	1.7k	\$0.85	85	44.6%
metal drain grates	1.2k	-	65	54.8%
shower drain extension	1.1k	\$0.32	57	52.1%
shower drain covers	930	\$0.56	82	31.1%

American Standard Brands (americanstandard-us.com/)

Estimated \$5,240 Google Ads budget

Keyword	Volume	CPC (B)	KD	Mobile Searches
american standard walk in tub	12.6k	\$4.66	75	73.6%
bidet reviews	3.5k	-	92	43.1%
tap water filter	3k	\$1.39	94	56.9%
whole house water filtration systems	1.9k	\$4.53	86	36%
bidet toilet combo	1.6k	\$0.87	72	56.8%

Competitive Analysis

Prepared For:



Build with Ferguson (build.com/)

Estimated \$2,270,000 Google Ads budget

Keyword	Volume	CPC (B)	KD	Mobile Searches
bosch dishwasher	570k	\$1.96	72	54.2%
insinkerator	311k	\$1.32	84	46.2%
refrigerator	287k	\$1.98	92	63.1%
big ass fans	273k	\$2.11	91	49.1%
electric fireplace	244k	\$1.10	94	70.8%

Marble Works Design Team Inc. (mymarbleworks.com/)

No Ads found, SEO keywords below

Keyword	Volume	Rank (Change)	KD	CPC (B)
bar tops https://www.mymarbleworks.com/bar-tops	1.2k	66 2↓	45	\$0.65
marble works https://www.mymarbleworks.com/gallery	950	9 5↓	87	\$0.36
marbleworks https://www.mymarbleworks.com/	930	19 3↓	95	\$0.24
stone slabs nyc https://www.mymarbleworks.com/	780	89 NEW	83	-
team inc https://www.mymarbleworks.com/	750	35 1↑	90	\$0.37

European Woodcraft (europeanwoodcraftllc.com/)

No Ads found, SEO keywords below

Keyword	Volume	Rank (Change)	KD	CPC (B)
woodcraft florida http://europeanwoodcraftllc.com/	840	58 43↓	75	\$0.67
woodcraft norwalk http://europeanwoodcraftllc.com/	600	15 8↓	76	\$1.94
woodcraft ct http://europeanwoodcraftllc.com/	360	20 6↓	94	\$0.70
woodcraft llc http://europeanwoodcraftllc.com/	220	13 27↑	94	-
woodcraft connecticut http://europeanwoodcraftllc.com/	200	27 10↓	81	\$0.48