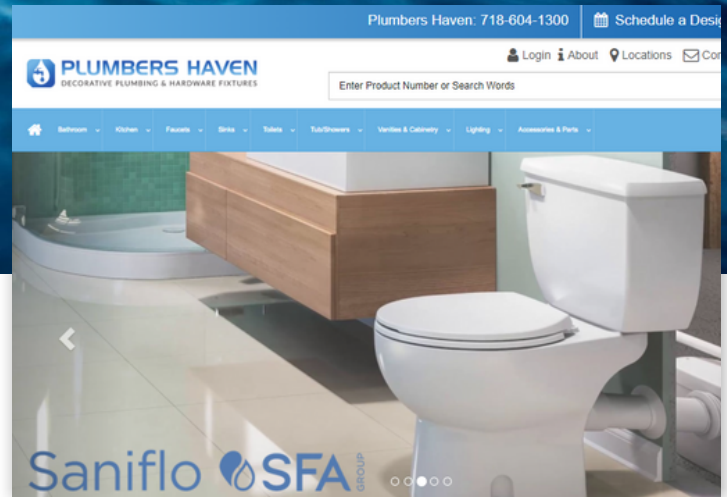


Custom Market Analysis Report

- "Win" More Business & Inquiries Through The Web
- Blanket The First Page Of Google, And Beyond
- Track Every Phone Call, Form Fill-Out, Wishlist, Order & More Back To Where A Web Searcher First Found You Online Before Reaching Out

Prepared For:



Company: Plumbers Haven

URL: <https://plumbershaven.com/>

Date: Nov 6, 2020

Prepared by: Elsie

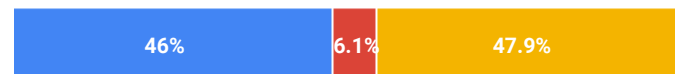
Location: Brooklyn, NY

Reach: 33.4M

Distribution Of Searchers:



Mobile phones Tablets Computers



This many searches happen each month for your keywords on the next page:

1,300,000

This is the total cost to show up in front of every single one of them:


\$280,000

The average bid price per click to show up above your competition is:

\$5.20

This is how many ideal people are available to visit your website from ads:

54,000



The Showroom Marketing team studies & analyzes hundreds of thousands of monthly targeted web search that begin with "bath or kitchen showroom near me," product categories such as "bathroom vanities", "farmhouse sinks" or "soaking tubs", & specific brands such as **Toto**, **California Faucets**, **Waterstone**, & more, across hundreds of showroom URLs spanning North America, which REALLY means that we know EXACTLY what motivates web browsers to turn into buyers & sales opportunities in any market in both the B2C or B2B channels of commerce.

Search Statistics Brooklyn, NY

Prepared For:  **PLUMBERS HAVEN**
DECORATIVE PLUMBING & HARDWARE FIXTURES

Product Category Keyword Searches:

<input type="checkbox"/> Keyword	↓ Impressions
<input type="checkbox"/> Vanities	189,026.44
<input type="checkbox"/> Lighting	140,130.30
<input type="checkbox"/> Bathroom Vanities	123,249.03
<input type="checkbox"/> Mirrors	71,586.62
<input type="checkbox"/> Toilets	57,498.62
<input type="checkbox"/> Water Heaters	56,871.02
<input type="checkbox"/> Shower Doors	52,340.70
<input type="checkbox"/> Water Filtration	48,137.30
<input type="checkbox"/> Medicine Cabinets	34,485.66
<input type="checkbox"/> Bathroom Faucets	30,284.48
<input type="checkbox"/> Kitchen Faucets	27,770.02

Showroom Keyword Searches:

<input type="checkbox"/> Keyword	↓ Impressions
<input type="checkbox"/> Bathroom Showroom	3,535.44
<input type="checkbox"/> Kitchen Showroom	2,626.75
<input type="checkbox"/> Bathroom Store	2,535.22
<input type="checkbox"/> Bath Showroom	637.53
<input type="checkbox"/> Bath Store	333.07
<input type="checkbox"/> Kitchen Showroom near Me	176.42
<input type="checkbox"/> Plumbing Showroom	171.14



The Competitive Analysis below is just a sample report. Once you have live ads, Google will share exactly how many % of the time your competitors are taking your spot. We can combine this with companies you already know to show your ads when someone types in your competitors.

Brand Keyword Searches:

<input type="checkbox"/> Keyword	↓ Impressions
<input type="checkbox"/> Kohler	159,508.02
<input type="checkbox"/> Church	26,643.10
<input type="checkbox"/> Ginger	19,437.11
<input type="checkbox"/> Moen	17,299.59
<input type="checkbox"/> Fiat	12,946.44
<input type="checkbox"/> Emtek	9,493.01
<input type="checkbox"/> Top Knobs	7,935.66
<input type="checkbox"/> Franke	7,842.90
<input type="checkbox"/> Toto	6,000.32
<input type="checkbox"/> Brizo	5,954.67

Competitive Analysis:

Display URL domain	↓ Impression share	Overlap rate
You	56.45%	—
modernbathroom.com	35.48%	41.90%
kohlerexperiencecenterlax.com	33.06%	36.19%
builderssurplus.net	29.30%	33.81%
polarishomedesign.com	27.15%	32.86%
flooranddecor.com	17.20%	20.00%
homedepot.com	12.63%	15.71%
homeadvisor.com	< 10%	7.14%
thekitchenstore.net	< 10%	6.67%
rebacksplumbing.com	< 10%	7.14%
labathroomvanities.com	< 10%	5.24%