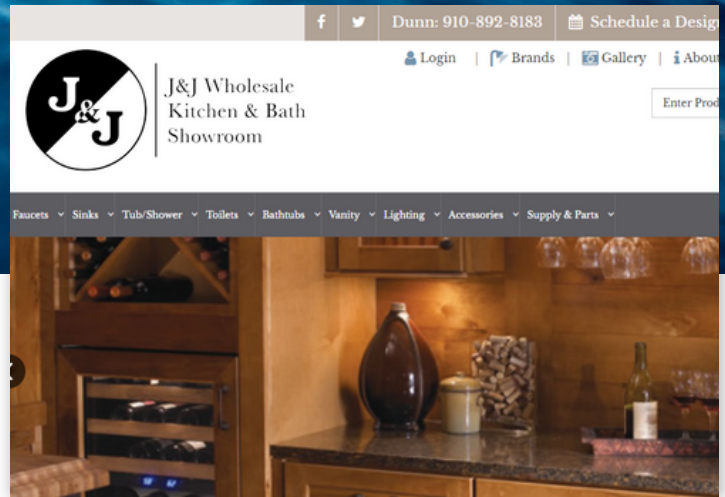


# Custom Market Analysis Report

- "Win" More Business & Inquiries Through The Web
- Blanket The First Page Of Google, And Beyond
- Track Every Phone Call, Form Fill-Out, Wishlist, Order & More Back To Where A Web Searcher First Found You Online Before Reaching Out

Prepared For:



**Company:** J&J Wholesale K&B Showroom

**URL:** <https://jjplumbingnc.com/>

**Date:** Nov 6, 2020

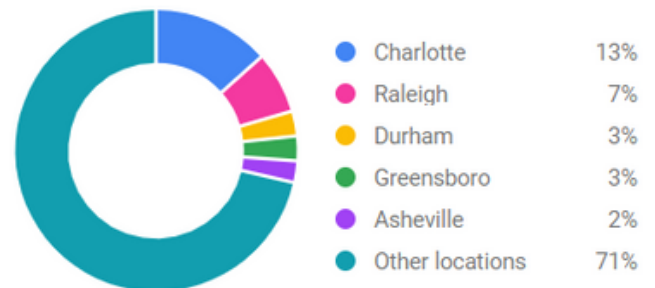
**Prepared by:** Elsie

**Location:** Dunn, NC

**Reach:** 17M



**Distribution Of Searchers:**



Mobile phones Tablets Computers



This many searches happen each month for your keywords on the next page:

**240,000**

This is the total cost to show up in front of every single one of them:


**\$44,000**

The average bid price per click to show up above your competition is:

**\$4.43**

This is how many ideal people are available to visit your website from ads:

**10,000**



The Showroom Marketing team studies & analyzes hundreds of thousands of monthly targeted web search that begin with "bath or kitchen showroom near me," product categories such as "bathroom vanities", "farmhouse sinks" or "soaking tubs", & specific brands such as **Toto**, **California Faucets**, **Waterstone**, & more, across hundreds of showroom URLs spanning North America, which REALLY means that we know EXACTLY what motivates web browsers to turn into buyers & sales opportunities in any market in both the B2C or B2B channels of commerce.

# Search Statistics Dunn, NC

Prepared For:



## Product Category Keyword Searches:

<input type="checkbox"/> Keyword	↓ Impressions
<input type="checkbox"/> Water Heaters	22,269.52
<input type="checkbox"/> Home Decor	22,245.55
<input type="checkbox"/> Mirrors	16,766.96
<input type="checkbox"/> Chandeliers	10,964.56
<input type="checkbox"/> Cabinet Hardware	8,897.37
<input type="checkbox"/> Shower Heads	7,693.57
<input type="checkbox"/> Door Hardware	6,253.96
<input type="checkbox"/> Hardware	6,030.06
<input type="checkbox"/> Pumps	5,966.72
<input type="checkbox"/> Grab Bars	4,327.72
<input type="checkbox"/> Sconces	3,483.56

## Showroom Keyword Searches:

<input type="checkbox"/> Keyword	↓ Impressions
<input type="checkbox"/> Bathroom Store	264.91
<input type="checkbox"/> Bathroom Showroom	261.03
<input type="checkbox"/> Bath Showroom	222.10
<input type="checkbox"/> Kitchen Showroom	129.62
<input type="checkbox"/> Bath Showroom near Me	69.65
<input type="checkbox"/> Bathroom Showroom near Me	61.97
<input type="checkbox"/> Kitchen Showroom near Me	57.48



**The Competitive Analysis** below is just a sample report. Once you have live ads, Google will share exactly how many % of the time your competitors are taking your spot. We can combine this with companies you already know to show your ads when someone types in your competitors.

## Brand Keyword Searches:

<input type="checkbox"/> Keyword	↓ Impressions
<input type="checkbox"/> American Standard	9,852.84
<input type="checkbox"/> Ginger	9,315.25
<input type="checkbox"/> Moen	8,672.19
<input type="checkbox"/> Fiat	4,092.50
<input type="checkbox"/> Progress Lighting	3,501.92
<input type="checkbox"/> Panasonic	3,345.16
<input type="checkbox"/> Rheem	3,014.51
<input type="checkbox"/> Top Knobs	2,857.71
<input type="checkbox"/> Delta Faucet	2,560.88
<input type="checkbox"/> Elkay	2,283.42

## Competitive Analysis:

Display URL domain	↓ Impression share	Overlap rate
You	56.45%	—
modernbathroom.com	35.48%	41.90%
kohlerexperiencecenterlax.com	33.06%	36.19%
builderssurplus.net	29.30%	33.81%
polarishomedesign.com	27.15%	32.86%
flooranddecor.com	17.20%	20.00%
homedepot.com	12.63%	15.71%
homeadvisor.com	< 10%	7.14%
thekitchenstore.net	< 10%	6.67%
rebacksplumbing.com	< 10%	7.14%
labathroomvanities.com	< 10%	5.24%