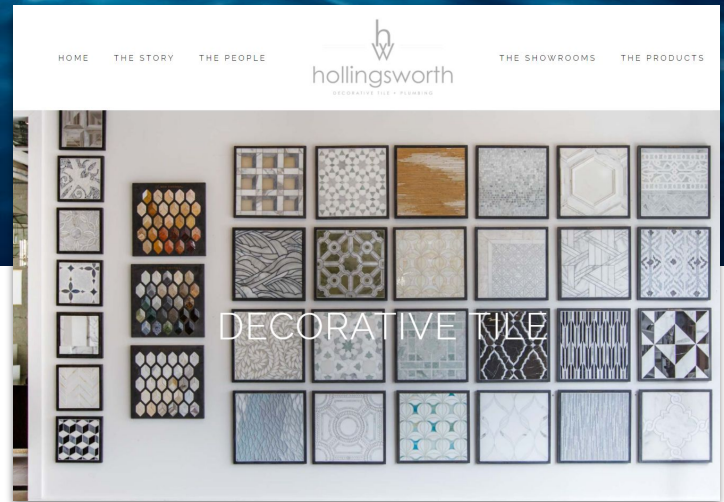


Custom Market Analysis Report

- "Win" More Business & Inquiries Through The Web
- Blanket The First Page Of Google & Beyond
- Track Every Phone Call, Form Fill-Out, Wishlist, Order & More Back To Where A Web Searcher First Found You Online Before Reaching Out

Prepared For:



Company: Hollingsworth

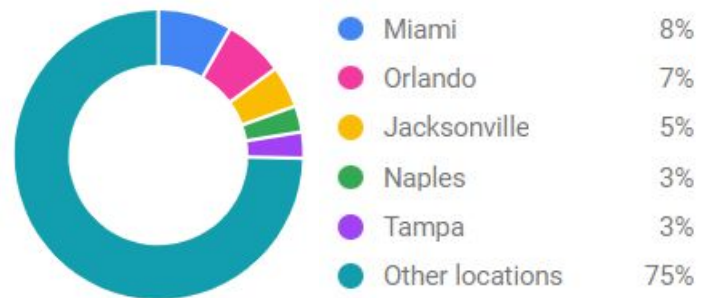
URL: www.hollingsworthshowroom.com/

Prepared by: Elsie

Location: Florida

Reach: 33.7M

Distribution Of Searchers:



This many searches happen each month for your keywords on the next page:

850,000

This is the total cost to show up in front of every single one of them:


\$560,000

The average bid price per click to show up above your competition is:

\$4.68

This is how many ideal people are available to visit your website from ads:

120,000



The Showroom Marketing team studies & analyzes hundreds of thousands of monthly targeted web search that begin with "bath or kitchen showroom near me," product categories such as "bathroom vanities", "farmhouse sinks" or "soaking tubs", & specific brands such as **Toto**, **California Faucets**, **Waterstone**, & more, across hundreds of showroom URLs spanning North America, which REALLY means that we know EXACTLY what motivates web browsers to turn into buyers & sales opportunities in any market in both the B2C or B2B channels of commerce.

Search Statistics


Prepared For:

Product Category Keyword Searches:

<input type="checkbox"/> Keyword	↓ Impressions
<input type="checkbox"/> Tiles	180,230.58
<input type="checkbox"/> Bathroom Vanities	144,518.14
<input type="checkbox"/> Lighting	133,609.50
<input type="checkbox"/> Hot Tubs	104,088.10
<input type="checkbox"/> Countertops	77,691.95
<input type="checkbox"/> Toilets	42,471.59
<input type="checkbox"/> Mirrors	33,639.29
<input type="checkbox"/> Bathroom Faucets	25,001.56
<input type="checkbox"/> Saunas	18,601.28
<input type="checkbox"/> Tubs	16,166.05
<input type="checkbox"/> Bathroom Accessories	10,938.91
<input type="checkbox"/> Bathroom Sinks	9,835.87

General Keyword Searches:

<input type="checkbox"/> Keyword	↓ Impressions
<input type="checkbox"/> Plumbing Showroom	5,922.14
<input type="checkbox"/> Bathroom Showroom	3,416.55
<input type="checkbox"/> Bath Showroom	1,145.58
<input type="checkbox"/> Bathroom Store	851.82
<input type="checkbox"/> Bathroom Showroom near Me	759.84
<input type="checkbox"/> Kitchen Showroom	741.78
<input type="checkbox"/> Bath Store	219.93


The Competitive Analysis below is just a sample report. Once you have live ads, Google will share exactly how many % of the time your competitors are taking your spot. We can combine this with companies you already know to show your ads when someone types in your competitors.

Competitive Analysis:

<input type="checkbox"/> Keyword	↓ Impressions
<input type="checkbox"/> Delta	136,806.36
<input type="checkbox"/> Kohler	78,142.92
<input type="checkbox"/> Moen	15,969.95
<input type="checkbox"/> Ginger	9,194.07
<input type="checkbox"/> Toto	6,595.08
<input type="checkbox"/> St. Thomas	6,503.65
<input type="checkbox"/> Blanco	6,090.40
<input type="checkbox"/> Visual Comfort	5,911.23
<input type="checkbox"/> Arteriors	5,023.43
<input type="checkbox"/> Elkay	4,313.89
<input type="checkbox"/> Grohe	3,944.71
<input type="checkbox"/> Hansgrohe	3,882.54

Display URL domain	↓ Impression share	Overlap rate
You	56.45%	—
acemart.com	35.48%	41.90%
webstaurantstore.com	33.06%	36.19%
equippers.com	29.30%	33.81%
hrsupply.net	27.25%	32.86%
clarkassociatesinc.biz	17.20%	20.00%
trimarkusa.com	12.63%	15.71%
don.com	< 10%	7.14%
singerequipment.com	< 10%	6.67%

Competitive Analysis

Prepared For:



Baths of Distinction Inc. (bathsofdistinction.com/)

Estimated \$36,649 Google Ads budget

Keyword	Volume	CPC (B)	KD	Mobile Searches
clawfoot tub	160k	\$3.75	91	68.7%
infrared sauna	94.4k	\$2.44	85	61.5%
claw foot tub	22.6k	\$2.45	92	51%
vintage tub and bath	16.4k	\$1.39	96	40.8%
clawfoot bathtub	14.2k	\$8.26	86	50.6%

Tyrrell and Laing International, Inc. (tandlinternational.com/)

No Ads found, SEO keywords below

Keyword	Volume	Rank (Change)	KD	CPC (B)
bathtub https://tandlinternational.com/	39.3k	82 22↓	89	\$1.29
bathtubs https://tandlinternational.com/	14.7k	66 33↑	89	\$4.71
master bathroom ideas https://tandlinternational.com/numbermaster-b...	9.8k	84 11↓	85	\$2.85
freestanding bathtub https://tandlinternational.com/imperia-large-fre...	9.5k	59 10↓	84	\$3.51
freestanding tub https://tandlinternational.com/	8.1k	74 6↑	83	\$2.36

WG Wood Products (wgwoodproducts.com/)

Estimated \$345 Google Ads budget

Keyword	Volume	CPC (B)	KD	Mobile Searches
wooden spice rack	1.3k	\$0.09	90	52.4%
spicerack	720	\$0.57	98	29.6%
spice rack cabinet door	630	\$2.47	78	65.5%
recessed toilet paper holder brushed nickel	570	\$3.55	61	53.5%
surface mount medicine cabinets	570	\$1.51	75	25.1%

Competitive Analysis

Prepared For:



The Plumbing Place (theplumbingplace.com/)

No Ads found, SEO keywords below

Keyword	Volume	Rank (Change)	KD	CPC (B)
blanco sinks	123k	32 44↑	73	\$0.63
quality bath	28.1k	32 60↑	98	-
kitchen sinks	17.6k	57 2↑	87	\$1.66
blanco kitchen sinks	16.8k	26 2↑	65	\$3.37
plumbing store near me	12k	79 26↓	98	-

Seashore Granite Inc. (seashoregranite.com/)

No Ads found, SEO keywords below

Keyword	Volume	Rank (Change)	KD	CPC (B)
glass countertops	8.8k	100 2↓	72	\$1.32
granite marble	780	39 NEW	91	\$2.39
porcelain kitchen countertops	690	50 1↑	50	-
slate countertops near me	630	78 20↓	76	\$5.90
granite distributors in florida	630	81 —	89	-

Cobblestone Court Inc. (cobblestonecourtinc.com/)

No Ads found, SEO keywords below

Keyword	Volume	Rank (Change)	KD	CPC (B)
cobblestone	31.1k	50 18↓	87	\$0.67
decorative hardware	720	42 10↓	98	\$1.02
decorative bathroom sinks	660	71 1↑	87	\$1.41
decorative cabinet hardware	600	76 19↑	86	\$1.31
decorative furniture hardware	510	73 20↑	88	\$0.99