


Custom Market Analysis Report

Prepared For:

- "Win" More Business & Inquiries Through The Web
- Blanket The First Page Of Google & Beyond
- Track Every Phone Call, Form Fill-Out, Wishlist, Order & More Back To Where A Web Searcher First Found You Online Before Reaching Out

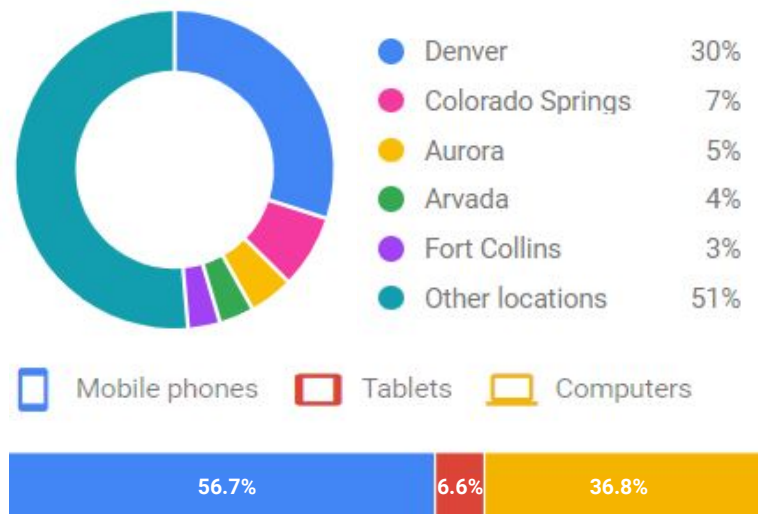
Company: DSKB Plumbing + Tile
URL: <https://www.dskb.com/>
Prepared by: Elsie



Location: Colorado

Reach: 11.6M

Distribution Of Searchers:



This many searches happen each month for your keywords on the next page:

21,000

This is the total cost to show up in front of every single one of them:


\$680

The average bid price per click to show up above your competition is:

\$0.60

This is how many ideal people are available to visit your website from ads:

1,100



The Showroom Marketing team studies & analyzes hundreds of thousands of monthly targeted web search that begin with "bath or kitchen showroom near me," product categories such as "bathroom vanities", "farmhouse sinks" or "soaking tubs", & specific brands such as **Toto**, **California Faucets**, **Waterstone**, & more, across hundreds of showroom URLs spanning North America, which REALLY means that we know EXACTLY what motivates web browsers to turn into buyers & sales opportunities in any market in both the B2C or B2B channels of commerce.


Search Statistics

Product Category Keyword Searches:

<input type="checkbox"/> Keyword	↓ Impressions
<input type="checkbox"/> Tile	5,835.48
<input type="checkbox"/> Plumbing	4,813.13
<input type="checkbox"/> Hardware	2,893.12
<input type="checkbox"/> Kitchen Faucets	2,406.85
<input type="checkbox"/> Cabinet Hardware	2,350.54
<input type="checkbox"/> Knobs	813.86
<input type="checkbox"/> Pulls	89.42

Showroom Keyword Searches:

<input type="checkbox"/> Keyword	↓ Impressions
<input type="checkbox"/> Flooring Store	1,149.81
<input type="checkbox"/> Bath Showroom	914.37
<input type="checkbox"/> Bathroom Showroom	661.68
<input type="checkbox"/> Kitchen Showroom	426.89
<input type="checkbox"/> Flooring Store near Me	225.79
<input type="checkbox"/> Bathroom Store	108.13
<input type="checkbox"/> Flooring Showroom	49.84


The Competitive Analysis below is just a sample report. Once you have live ads, Google will share exactly how many % of the time your competitors are taking your spot. We can combine this with companies you already know to show your ads when someone types in your competitors.

Brand Keyword Searches:

<input type="checkbox"/> Keyword	↓ Impressions
<input type="checkbox"/> Blanco	1,364.39
<input type="checkbox"/> Top Knobs	794.30
<input type="checkbox"/> Toto	595.43
<input type="checkbox"/> Richelieu	427.49
<input type="checkbox"/> Rocky Mountain Hardware	411.30
<input type="checkbox"/> Thermasol	279.50
<input type="checkbox"/> Robern	244.10
<input type="checkbox"/> Rohl	233.56
<input type="checkbox"/> Ashley Norton	209.92
<input type="checkbox"/> Graff	200.41

Competitive Analysis:

Display URL domain	↓ Impression share	Overlap rate
You	56.45%	—
modernbathroom.com	35.48%	41.90%
kohlerexperiencecenterlax.com	33.06%	36.19%
builderssurplus.net	29.30%	33.81%
polarishomedesign.com	27.15%	32.86%
flooranddecor.com	17.20%	20.00%
homedepot.com	12.63%	15.71%
homeadvisor.com	< 10%	7.14%
thekitchenstore.net	< 10%	6.67%
rebacksplumbing.com	< 10%	7.14%
labathroomvanities.com	< 10%	5.24%

Competitive Analysis

The Cabinet Face (thecabinetface.com/)

No Ads found, SEO keywords below

Keyword	Volume	Rank (Change)	KD	CPC (B)
cabinet doors	100k	84 3↓	95	\$1.45
ikea kitchen cabinets	28.4k	41 —	82	\$0.41
ikea wardrobe	28k	98 2↓	64	\$0.35
ikea cabinets	24.4k	33 8↓	69	\$0.42
ikea vanity	21k	48 8↑	56	\$1.87

Do-It-Ur-Self Plumbing & Heating Supply (plumbdummy.com/)

No Ads found, SEO keywords below

Keyword	Volume	Rank (Change)	KD	CPC (B)
vintage tub and bath	16.4k	98 9↓	96	\$1.39
vintage tub and bath	16.4k	97 1↑	95	\$1.39
vintage clawfoot tub	2.8k	81 4↓	83	\$2.01
antique clawfoot tub	2.2k	44 5↑	77	\$1.62
antique tub	1.6k	37 12↓	86	\$0.91

Bella Vie Kitchen & Bath (bellaviekitchenandbath.com/)

No Ads found, SEO keywords below

Keyword	Volume	Rank (Change)	KD	CPC (B)
belle vie	2.4k	53 1↓	97	\$0.53
ronbow	2.1k	80 NEW	66	\$2.67
bella appliances	1.7k	18 2↓	92	\$0.81
bella vie	1.3k	19 1↓	96	-
rocky mountain door hardware	750	90 NEW	40	\$1.54

Competitive Analysis

Confluence Kitchen & Bath (confluencekb.com/)

No Ads found, SEO keywords below

Keyword	Volume	Rank (Change)	KD	CPC (B)
the kitchen boulder	1.7k	84 2↓	91	-
kitchen and bath showroom denver	720	76 5↓	92	\$3.82
kitchen store boulder	630	43 NEW	96	\$1.37
kitchen boulder	630	50 28↑	92	-
mcguckins hardware	600	78 NEW	48	-

C&C Kitchens, Inc. (cckitchens.com/)

No Ads found, SEO keywords below

Keyword	Volume	Rank (Change)	KD	CPC (B)
modern rustic kitchen	2.3k	68 9↑	83	-
kitchen and bath denver	320	18 4↑	91	\$7.92
c and c cabinets	250	35 NEW	86	-
houzz bbb	200	43 2↓	43	\$1.81
Kitchen Remodel Denver	190	33 8↑	58	\$7.50

Liquid Metal Coatings, LLC (liquidmetalcoatings.com/)

No Ads found, SEO keywords below

Keyword	Volume	Rank (Change)	KD	CPC (B)
metal coatings	1.2k	104 91↓	87	\$1.72
metal coatings	1.2k	80 1↑	80	\$1.72
liquidmetal coating	420	24 37↑	94	\$0.35
liquid metal coatings	100	2 —	87	\$2.48
liquidmetal coatings	80	26 NEW	91	\$0.35