

# Custom Market Analysis Report

- "Win" More Business & Inquiries Through The Web
- Blanket The First Page Of Google & Beyond
- Track Every Phone Call, Form Fill-Out, Wishlist, Order & More Back To Where A Web Searcher First Found You Online Before Reaching Out

**Company:** Chicago Brass

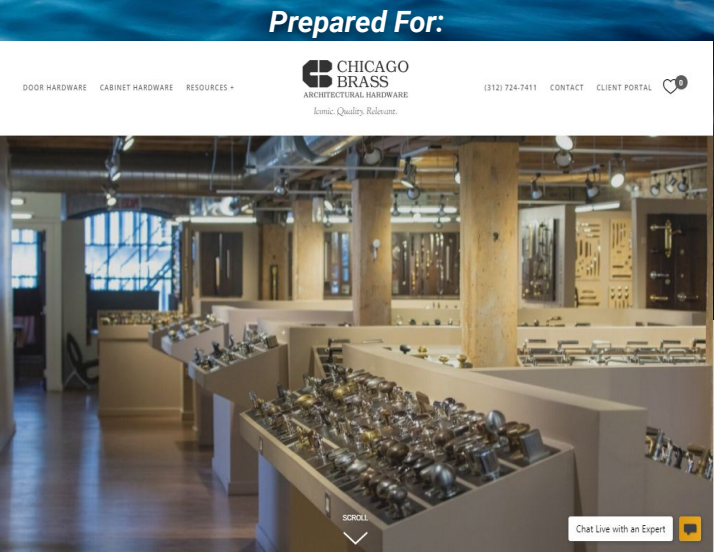
**URL:** <https://chicagobrass.com/>

**Date:** Feb 20, 2021

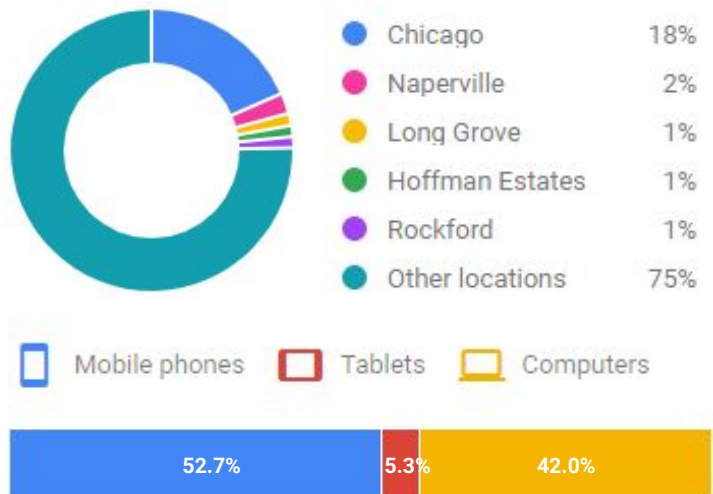
**Prepared by:** Mady

**Location:** Illinois

**Reach:** 27.7M



**Distribution Of Searchers:**



*This many searches happen each month for your keywords on the next page:*

**69,000**

*This is the total cost to show up in front of every single one of them:*


**\$12,000**

*The average bid price per click to show up above your competition is:*

**\$6.28**

*This is how many ideal people are available to visit your website from ads:*

**1,900**



The Showroom Marketing team studies & analyzes hundreds of thousands of monthly targeted web search that begin with "bath or kitchen showroom near me," product categories such as "bathroom vanities", "farmhouse sinks" or "soaking tubs", & specific brands such as **Toto**, **California Faucets**, **Waterstone**, & more, across hundreds of showroom URLs spanning North America, which REALLY means that we know EXACTLY what motivates web browsers to turn into buyers & sales opportunities in any market in both the B2C or B2B channels of commerce.

# Search Statistics

Prepared For:



## Product Category Keyword Searches:

<input type="checkbox"/> Keyword	↓ Impressions
<input type="checkbox"/> Barn Door	10,399.55
<input type="checkbox"/> Door Knobs	9,584.88
<input type="checkbox"/> Cabinet Pulls	8,233.43
<input type="checkbox"/> Shower Door	6,952.92
<input type="checkbox"/> Ladders	4,405.22
<input type="checkbox"/> Cabinet Hinges	4,262.82
<input type="checkbox"/> Hinges	4,211.90
<input type="checkbox"/> Door Levers	4,204.99
<input type="checkbox"/> Cabinet Knobs	3,200.35
<input type="checkbox"/> Pocket Door	1,671.95
<input type="checkbox"/> Privacy	1,134.69
<input type="checkbox"/> Finials	970.66
<input type="checkbox"/> Electronic	417.74

## Showroom Keyword Searches:

<input type="checkbox"/> Keyword	↓ Impressions
<input type="checkbox"/> Bathroom Showroom	1,714.38
<input type="checkbox"/> Bathroom Store	1,291.54
<input type="checkbox"/> Kitchen Showroom	582.46
<input type="checkbox"/> Bath Showroom	482.88
<input type="checkbox"/> Plumbing Showroom	449.78
<input type="checkbox"/> Cabinet Showroom	266.67
<input type="checkbox"/> Bath Showroom near Me	177.23
<input type="checkbox"/> Bathroom Showroom near Me	56.77

**The Competitive Analysis** below is just a sample report. Once you have live ads, Google will share exactly how many % of the time your competitors are taking your spot. We can combine this with companies you already know to show your ads when someone types in your competitors.

## Brand Keyword Searches:

<input type="checkbox"/> Keyword	↓ Impressions
<input type="checkbox"/> Hafele	2,443.88
<input type="checkbox"/> Emtek	2,096.14
<input type="checkbox"/> Baldwin	1,455.63
<input type="checkbox"/> Inc	1,123.32
<input type="checkbox"/> Aino	286.37
<input type="checkbox"/> Rocky Mountain Hardware	217.44
<input type="checkbox"/> Classic Brass	120.47
<input type="checkbox"/> Colonial Bronze	117.87
<input type="checkbox"/> Water Street Brass	15.58
<input type="checkbox"/> Simonswerk	11.91
<input type="checkbox"/> FSB	4.12

## Competitive Analysis:

Display URL domain	↓ Impression share	Overlap rate
You	56.45%	—
modernbathroom.com	35.48%	41.90%
kohlerexperiencecenterlax.com	33.06%	36.19%
builderssurplus.net	29.30%	33.81%
polarishomedesign.com	27.15%	32.86%
flooranddecor.com	17.20%	20.00%
homedepot.com	12.63%	15.71%
homeadvisor.com	< 10%	7.14%
thekitchenstore.net	< 10%	6.67%
rebacksplumbing.com	< 10%	7.14%
labathroomvanities.com	< 10%	5.24%

# Competitive Analysis

Prepared For:



## Designer Drains ([designerdrains.com/](http://designerdrains.com/))

Estimated \$1,130 Google Ads budget

Keyword	Volume	CPC (B)	KD	Mobile Searches
<a href="#">linear shower drain</a>	3.4k	\$1.56	67	39.2%
<a href="#">shower drain cover</a>	3.4k	\$0.76	78	56%
<a href="#">shower drains</a>	1.7k	\$0.85	91	44.6%
<a href="#">floor drain grates</a>	1.3k	\$1.55	66	36.7%
<a href="#">metal drain grates</a>	1.2k	-	49	54.8%

## Aquaes Sulis ([aquaesulisshowroom.com/](http://aquaesulisshowroom.com/))

No Ads found, SEO keywords below

Keyword	Volume	Rank (Change)	KD	CPC (B)
<a href="#">brizo</a> <a href="http://www.aquaesulisshowroom.com/bath/brizo">http://www.aquaesulisshowroom.com/bath/brizo</a>	6.5k	33 17↓	89	\$1.78
<a href="#">california faucets</a> <a href="http://www.aquaesulisshowroom.com/bath/calif...">http://www.aquaesulisshowroom.com/bath/calif...</a>	6.3k	45 32↓	76	\$1.59
<a href="#">cal faucets</a> <a href="http://www.aquaesulisshowroom.com/bath/calif...">http://www.aquaesulisshowroom.com/bath/calif...</a>	2.6k	21 18↑	74	\$1.43
<a href="#">robern</a> <a href="http://www.aquaesulisshowroom.com/bath/rob...">http://www.aquaesulisshowroom.com/bath/rob...</a>	2.2k	53 3↑	76	\$0.52
<a href="#">moen bathroom fixtures</a> <a href="http://www.aquaesulisshowroom.com/bath/moen">http://www.aquaesulisshowroom.com/bath/moen</a>	1.9k	56 NEW	67	\$1.56

## Raw Urth Designs ([rawurth.com/](http://rawurth.com/))

No Ads found, SEO keywords below

Keyword	Volume	Rank (Change)	KD	CPC (B)
<a href="#">fireplace mantels</a> <a href="http://rawurth.com/product_group/fireplace-ma...">http://rawurth.com/product_group/fireplace-ma...</a>	82.4k	79 7↑	88	\$1.08
<a href="#">coloradoan</a> <a href="http://rawurth.com/coloradoan-feature-article/">http://rawurth.com/coloradoan-feature-article/</a>	35.3k	45 NEW	86	\$3.66
<a href="#">fireplace surround</a> <a href="http://rawurth.com/product_group/fireplace-sur...">http://rawurth.com/product_group/fireplace-sur...</a>	17.1k	60 —	77	\$1.15
<a href="#">la cornue</a> <a href="http://rawurth.com/gallery/">http://rawurth.com/gallery/</a>	8.9k	77 NEW	70	\$0.08
<a href="#">copper patina</a> <a href="http://rawurth.com/product/antique-copper/">http://rawurth.com/product/antique-copper/</a>	7.6k	84 19↓	73	\$1.24



# Competitive Analysis

Prepared For:



Custom Copper Hoods, Inc. ([metalventhoods.com/](http://metalventhoods.com/))

No Ads found, SEO keywords below

Keyword	Volume	Rank (Change)	KD	CPC (B)
vent hoods <a href="http://metalventhoods.com/">http://metalventhoods.com/</a>	2.9k	73 5↑	97	\$1.93
copper vent hood <a href="http://metalventhoods.com/">http://metalventhoods.com/</a>	1.3k	26 10↑	23	\$1.88
copper hoods <a href="http://metalventhoods.com/">http://metalventhoods.com/</a>	500	19 —	58	\$2.82
custom hoods <a href="http://metalventhoods.com/">http://metalventhoods.com/</a>	460	37 18↑	68	\$0.99
copper hood <a href="http://metalventhoods.com/">http://metalventhoods.com/</a>	460	27 —	52	\$2.43

Kohler Signature Store By Studio41 ([stores.kohler.com/](https://stores.kohler.com/))

No Ads found, SEO keywords below

Keyword	Volume	Rank (Change)	KD	CPC (B)
bethesda store <a href="https://stores.kohler.com/en/locations/marylan...">https://stores.kohler.com/en/locations/marylan...</a>	30.4k	43 2↑	93	-
signature consultants <a href="https://stores.kohler.com/en/locations/marylan...">https://stores.kohler.com/en/locations/marylan...</a>	5.9k	74 9↑	92	\$0.98
natick <a href="https://stores.kohler.com/en/locations/massach...">https://stores.kohler.com/en/locations/massach...</a>	3.3k	70 4↓	98	\$0.27
bethesda merch <a href="https://stores.kohler.com/en/locations/marylan...">https://stores.kohler.com/en/locations/marylan...</a>	2.4k	40 7↓	95	-
ann sacks tile <a href="https://stores.kohler.com/en/locations/california...">https://stores.kohler.com/en/locations/california...</a>	1.6k	89 23↓	79	\$0.33

Studio41 Home Design Showroom ([shopstudio41.com/](http://shopstudio41.com/))

Estimated \$3,220 Google Ads budget

Keyword	Volume	CPC (B)	KD	Mobile Searches
top knobs hardware	3k	\$2.73	66	23.5%
brizo kitchen faucet	2.4k	\$1.96	57	38.4%
maple kitchen cabinets	2k	\$1.59	71	46%
floor and decor phoenix	1.4k	\$0.71	91	26.3%
studio 41 naperville	1.2k	\$2.27	90	28.2%

# Earn More & Do Less...

Prepared For:



## We've Worked With Hundreds Of Gold Standard Showrooms™ Since 2013

H2O Supply has experienced world-class results from their internet marketing initiatives in ways they have never seen before working with our company. H2O averages one call per day from Google Ads, uses FB and email marketing advertising to grow their footprint in the design community, and leverages email marketing to acquire accounts from top builders in the Dallas Fort Worth area that they have never been able to reach in the past.

Over the last six years, Monique's has been awarded three national Showroom of the Year awards, increased revenue 26% year over year, and has line-item ledger detailing exactly where each inquiry came from, which inquiries lead to quotes, and how many inquiries become customers.

"Blanketing the first page of Google and tracking the most important metrics is the top priority you have as a showroom today...this team knows exactly the best way to accomplish that, and beyond!"

After two years of back and forth, the ProSource Supply team finally made the best investment for their business. With the new homepage design to enhance the results of the primarily product-focused website (which is powered by SpecBooks™), and after our team course-corrected their Google Ads and added form and call tracking to their website, their five locations in the Carolinas are benefitting tremendously. Up and away, the ProSource Supply team is headed.



**Jay Katz**

Owner  
H2O Supply



**Michael Battista**

President  
Monique's Bath Showroom



**Jennifer Lopez**

Director of Showroom Sales  
ProSource Supply

## The ShowroomMarketing.Com Method™ Works Flawlessly With These Websites & Software Platforms



## Take The Gold Standard Showroom™ Test To Start Turning Online Insights Into More Income



- Learn to see opportunities for your showroom that are there for the taking but hidden in the shadows
  - Identify possibilities and opportunities you never realized
  - Make being a Gold Standard Showroom™ your new normal
- Ready To Expand Your Business Development,  
Results & Return On Investment?

Visit [ShowroomMarketing.com](http://ShowroomMarketing.com) To Learn More

Or Call Us At (781) 780-2110

# Sales Optimization Scorecard

Make sure your business development “engine” is operating & reporting in a world-class way.



Do you know the top 3 brands that people are interested in on your website?



Do you know the top 3 product categories viewed on your website?




What do you believe is a “long time” for a visitor to be on your website?



Approx. how many phone calls per month do you believe you get from the internet?



Approx. what percentage of calls that come into your business do you believe are missed?



Have you ever tracked phone calls from your company’s Google My Business page(s)?



Do you know which page on your website gets the most form fill outs?



Do you get a heat map report each month that shows you what parts of your website people like vs. not like?



Do your website visitors get “retargeted” to after leaving your site?



Compared to your top 3 competitors, is your company’s performance on the web better, even or worse?



Do you know how many percent of the market you currently show up to versus your competitors?



Do you have a sales meeting at least once a week where your team shares their wins/challenges & are held accountable to filling in notes on a CRM software/sheet?

Most importantly...

Do you have a reporting system that allows data-driven & disciplined decisions to be made so that your company's return on investment, referrals & reviews increase each month?



# Marketing Optimization Scorecard

Make sure your website has all the elements that are considered "gold standard" in 2021.



Does your website display optimally on all screens? (Smartphones, tablets, laptops & desktops)



Do you have an About Us page that shares your history or tells a story that people will emotionally connect with?



Do you have a Community Service page that showcases the charitable giving your company partakes in?




Do you show logos of industry associations that you are a part of to lend credibility to your company?



Do you show your phone number, hours and address(es) at the top of your site & make them sticky upon scrolling?



Do you have a homepage video to warm up your website experience & increase the chances of someone buying?



Do you have testimonials with faces to showcase your customer service & prove that what you're saying is true?



Do you have a live chat bot & a contact form that redirects to a thank you page after someone hits submit?



Do you have social media widgets that sync your latest posts & project photos from Houzz, Facebook, Instagram, etc?



Do you have heatmapping software installed to reveal what causes visitors to stay on or leave your website?



Do you have call/conversion tracking set up to know where every phone call, form fill-out, wishlist & order came from?



Do you have a product catalog, wishlist feature, eCommerce functionality and/or a quote/proposal maker that all integrate with each other to automate your sales process?

Most importantly...

Do you have a reporting system that allows data-driven & disciplined decisions to be made so that your company's return on investment, referrals & reviews increase each month?