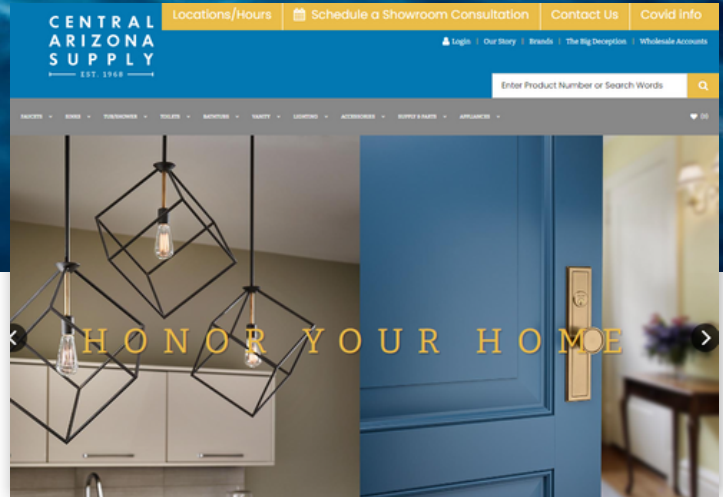


Custom Market Analysis Report

- "Win" More Business & Inquiries Through The Web
- Blanket The First Page Of Google, And Beyond
- Track Every Phone Call, Form Fill-Out, Wishlist, Order & More Back To Where A Web Searcher First Found You Online Before Reaching Out

Prepared For:

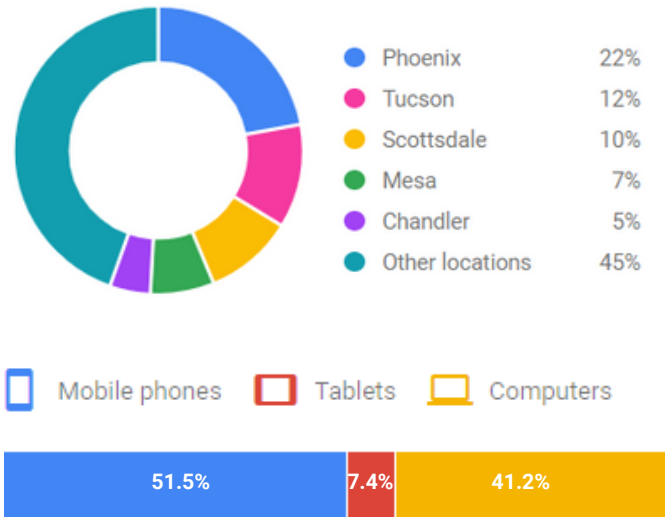


Company: Central Arizona Supply
URL: <https://centralazsupply.com/>
Date: Nov 6, 2020
Prepared by: Elsie

Location: Mesa, AZ

Reach: 8.6M

Distribution Of Searchers:



This many searches happen each month for your keywords on the next page:

350,000

This is the total cost to show up in front of every single one of them:


\$54,000

The average bid price per click to show up above your competition is:

\$4.78

This is how many ideal people are available to visit your website from ads:

11,000



The Showroom Marketing team studies & analyzes hundreds of thousands of monthly targeted web search that begin with "bath or kitchen showroom near me," product categories such as "bathroom vanities", "farmhouse sinks" or "soaking tubs", & specific brands such as **Toto, California Faucets, Waterstone**, & more, across hundreds of showroom URLs spanning North America, which REALLY means that we know EXACTLY what motivates web browsers to turn into buyers & sales opportunities in any market in both the B2C or B2B channels of commerce.

Search Statistics Mesa, AZ

Prepared For:



Product Category Keyword Searches:

<input type="checkbox"/> Keyword	↓ Impressions
<input type="checkbox"/> Water Heaters	22,468.99
<input type="checkbox"/> Ranges	15,994.89
<input type="checkbox"/> Home Decor	14,959.95
<input type="checkbox"/> Dishwashers	11,366.34
<input type="checkbox"/> Mirrors	9,136.34
<input type="checkbox"/> Ovens	8,683.73
<input type="checkbox"/> Chandelier	7,091.19
<input type="checkbox"/> Cabinet Hardware	6,150.17
<input type="checkbox"/> Shower Heads	5,260.68
<input type="checkbox"/> Range Hoods	4,296.19
<input type="checkbox"/> Microwaves	3,597.28

Showroom Keyword Searches:

<input type="checkbox"/> Keyword	↓ Impressions
<input type="checkbox"/> Bathroom Showroom	250.87
<input type="checkbox"/> Bath Showroom	157.37
<input type="checkbox"/> Bathroom Store	153.96
<input type="checkbox"/> Kitchen Showroom	60.37
<input type="checkbox"/> Bathroom Showroom near Me	35.62
<input type="checkbox"/> Cabinet Showroom	30.13
<input type="checkbox"/> Bath Store	17.07

The Competitive Analysis below is just a sample report. Once you have live ads, Google will share exactly how many % of the time your competitors are taking your spot. We can combine this with companies you already know to show your ads when someone types in your competitors.

Brand Keyword Searches:

<input type="checkbox"/> Keyword	↓ Impressions
<input type="checkbox"/> Honeywell	17,134.50
<input type="checkbox"/> Church	16,159.86
<input type="checkbox"/> Sloan	12,241.79
<input type="checkbox"/> Frigidaire	10,098.35
<input type="checkbox"/> American Standard	6,335.01
<input type="checkbox"/> GE Appliances	5,864.29
<input type="checkbox"/> Pfister	5,455.12
<input type="checkbox"/> Azure	5,020.06
<input type="checkbox"/> Blanco	4,871.93
<input type="checkbox"/> U Line	4,644.06

Competitive Analysis:

Display URL domain	↓ Impression share	Overlap rate
You	56.45%	—
modernbathroom.com	35.48%	41.90%
kohlerexperiencecenterlax.com	33.06%	36.19%
builderssurplus.net	29.30%	33.81%
polarishomedesign.com	27.15%	32.86%
flooranddecor.com	17.20%	20.00%
homedepot.com	12.63%	15.71%
homeadvisor.com	< 10%	7.14%
thekitchenstore.net	< 10%	6.67%
rebacksplumbing.com	< 10%	7.14%
labathroomvanities.com	< 10%	5.24%