


Custom Market Analysis Report

- "Win" More Business & Inquiries Through The Web
- Blanket The First Page Of Google & Beyond
- Track Every Phone Call, Form Fill-Out, Wishlist, Order & More Back To Where A Web Searcher First Found You Online Before Reaching Out

Prepared For:



Company: Bathtique

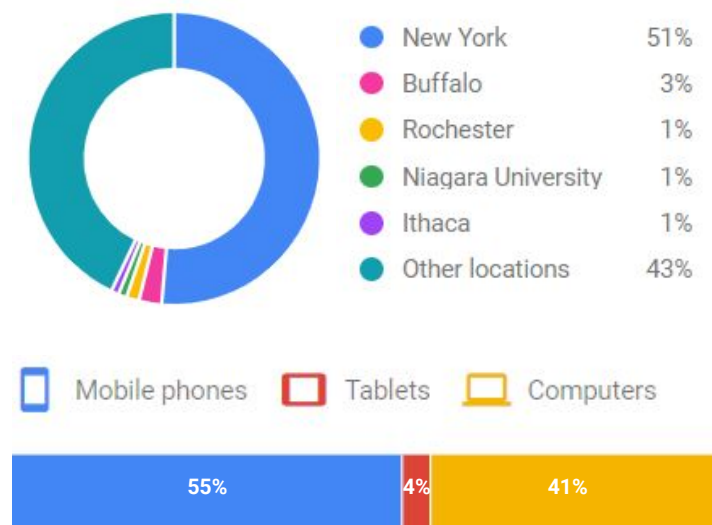
URL: <https://bathtique.net/>

Prepared by: Elsie

Location: New York

Reach: 37.7M

Distribution Of Searchers:



This many searches happen each month for your keywords on the next page:

2,400,000

This is the total cost to show up in front of every single one of them:


\$1,400,000

The average bid price per click to show up above your competition is:

\$5.66

This is how many ideal people are available to visit your website from ads:

240,000



The Showroom Marketing team studies & analyzes hundreds of thousands of monthly targeted web search that begin with "bath or kitchen showroom near me," product categories such as "bathroom vanities", "farmhouse sinks" or "soaking tubs", & specific brands such as **Toto**, **California Faucets**, **Waterstone**, & more, across hundreds of showroom URLs spanning North America, which REALLY means that we know EXACTLY what motivates web browsers to turn into buyers & sales opportunities in any market in both the B2C or B2B channels of commerce.

Search Statistics

Prepared For: **Bath**tique

Product Category Keyword Searches:

<input type="checkbox"/> Keyword	↓ Impressions
<input type="checkbox"/> Vanities	183,771.02
<input type="checkbox"/> Lighting	160,276.86
<input type="checkbox"/> Tiles	125,362.47
<input type="checkbox"/> Mirrors	66,727.67
<input type="checkbox"/> Toilets	51,995.29
<input type="checkbox"/> Garbage Disposal	42,336.66
<input type="checkbox"/> Sinks	37,970.41
<input type="checkbox"/> Shower Door	34,039.28
<input type="checkbox"/> Filters	22,521.44
<input type="checkbox"/> Tubs	20,020.13
<input type="checkbox"/> Faucets	19,383.80
<input type="checkbox"/> Bathroom Accessories	17,155.24

General Keyword Searches:

<input type="checkbox"/> Keyword	↓ Impressions
<input type="checkbox"/> Plumbing Showroom	8,453.64
<input type="checkbox"/> Bathroom Showroom	4,196.69
<input type="checkbox"/> Bathroom Store	2,287.69
<input type="checkbox"/> Kitchen Showroom	2,052.42
<input type="checkbox"/> Bath Showroom	1,217.55
<input type="checkbox"/> Bathroom Showroom near Me	686.57
<input type="checkbox"/> Bath Store	540.17

The Competitive Analysis below is just a sample report. Once you have live ads, Google will share exactly how many % of the time your competitors are taking your spot. We can combine this with companies you already know to show your ads when someone types in your competitors.

Brand Keyword Searches:

<input type="checkbox"/> Keyword	↓ Impressions
<input type="checkbox"/> Kohler	123,127.13
<input type="checkbox"/> Tidal	23,723.35
<input type="checkbox"/> Atlas	14,986.80
<input type="checkbox"/> Dune	13,759.71
<input type="checkbox"/> Ginger	10,697.26
<input type="checkbox"/> Toto	9,729.75
<input type="checkbox"/> Huntington	7,501.80
<input type="checkbox"/> Duravit	5,176.86
<input type="checkbox"/> Emtek	5,156.72
<input type="checkbox"/> Vigo	5,059.16
<input type="checkbox"/> Top Knobs	4,966.77
<input type="checkbox"/> Grohe	4,835.09

Competitive Analysis:

Display URL domain	↓ Impression share	Overlap rate
You	56.45%	—
acemart.com	35.48%	41.90%
webstaurantstore.com	33.06%	36.19%
equippers.com	29.30%	33.81%
hrsupply.net	27.25%	32.86%
clarkassociatesinc.biz	17.20%	20.00%
trimarkusa.com	12.63%	15.71%
don.com	< 10%	7.14%
singerequipment.com	< 10%	6.67%

Competitive Analysis

Prepared For: **Bath**tique

American Standard Brands (americanstandard-us.com/)

Estimated \$1,618 Google Ads budget

Keyword	Volume	CPC (B)	KD	Mobile Searches
whole house water filtration systems	1.9k	\$4.53	93	36%
bidet toilet combo	1.6k	\$0.87	75	56.8%
bidet seats	1.5k	\$1.44	84	40.6%
american standard.com	1.3k	\$1.48	91	28.8%
american standard kitchen faucet	1.1k	\$1.26	27	42.2%

European Woodcraft (europeanwoodcraftllc.com/)

No Ads found, SEO keywords below

Keyword	Volume	Rank (Change)	KD	CPC (B)
woodcraft norwalk http://europeanwoodcraftllc.com/	600	25 9↓	91	\$1.94
woodcraft cabinets http://europeanwoodcraftllc.com/	540	89 7↓	91	\$1.96
woodcraft ct http://europeanwoodcraftllc.com/	360	29 3↓	92	\$0.70
woodcraft llc http://europeanwoodcraftllc.com/	220	62 —	94	-
woodcraft connecticut http://europeanwoodcraftllc.com/	200	42 2↑	93	\$0.48

General Plumbing Supply (generalplumbingsupply.net/)

Estimated \$169 Google Ads budget

Keyword	Volume	CPC (B)	KD	Mobile Searches
general plumbing supply	39.3k	\$1.47	92	43.4%
general plumbing supply bayonne	690	-	93	-
gps lakewood	600	\$0.66	86	-
general plumbing supply co	440	-	91	-
gps union nj	400	\$3.22	91	-

Competitive Analysis

Prepared For: **Bath**tique

Marble Works Design Team Inc. ([mymarbleworks.com/](https://www.mymarbleworks.com/))

No Ads found, SEO keywords below

Keyword	Volume	Rank (Change)	KD	CPC (B)
bar tops https://www.mymarbleworks.com/bar-tops	1.2k	78 2↓	58	\$0.65
marble works https://www.mymarbleworks.com/	950	4 2↓	98	\$0.36
marbleworks https://www.mymarbleworks.com/	930	32 21↓	97	\$0.24
team inc https://www.mymarbleworks.com/	750	46 3↑	90	\$0.37
custom marbles https://www.mymarbleworks.com/	630	55 25↓	84	\$1.19

Mr. Steam ([mrsteam.com/](https://www.mrsteam.com/))

Estimated \$3,902 Google Ads budget

Keyword	Volume	CPC (B)	KD	Mobile Searches
mr steam	27.7k	\$3.81	88	16.5%
mr steam shower	6.2k	\$4.14	67	54.8%
steam room near me	5k	-	92	75.2%
steam shower reviews	4.5k	\$1.38	81	21.6%
mr. steam	4.4k	\$11.67	66	20.6%

AF Supply: Hardware Bath & Spa ([afsupply.com/](https://www.afsupply.com/))

Estimated \$290 Google Ads budget

Keyword	Volume	CPC (B)	KD	Mobile Searches
l5	2.5k	\$1.81	84	62.1%
af supply	1.4k	-	95	23.9%
cast iron hot water radiators	780	\$0.81	91	30.9%
cifial faucets	780	\$1.95	19	35.3%
toto washlets	720	\$1.32	72	35.2%