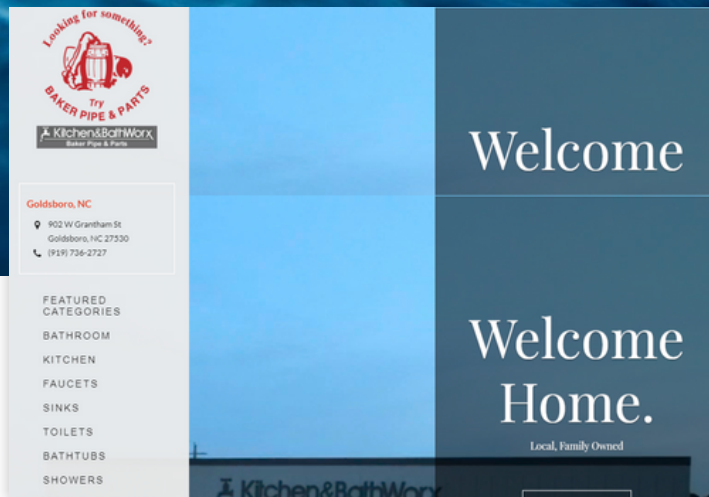


Custom Market Analysis Report

- "Win" More Business & Inquiries Through The Web
- Blanket The First Page Of Google, And Beyond
- Track Every Phone Call, Form Fill-Out, Wishlist, Order & More Back To Where A Web Searcher First Found You Online Before Reaching Out

Prepared For:



Company: Baker Pipe and Supply

URL: <https://bakerpipe.com/>

Date: Nov 6, 2020

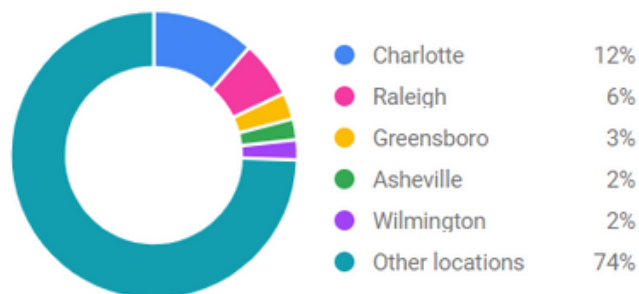
Prepared by: Elsie

Location: Goldsboro, NC

Reach: 17M



Distribution Of Searchers:



Mobile phones Tablets Computers



This many searches happen each month for your keywords on the next page:

240,000

This is the total cost to show up in front of every single one of them:


\$41,000

The average bid price per click to show up above your competition is:

\$4.80

This is how many ideal people are available to visit your website from ads:

8,500



The Showroom Marketing team studies & analyzes hundreds of thousands of monthly targeted web search that begin with "bath or kitchen showroom near me," product categories such as "bathroom vanities", "farmhouse sinks" or "soaking tubs", & specific brands such as **Toto**, **California Faucets**, **Waterstone**, & more, across hundreds of showroom URLs spanning North America, which REALLY means that we know EXACTLY what motivates web browsers to turn into buyers & sales opportunities in any market in both the B2C or B2B channels of commerce.

Search Statistics Goldsboro, NC

Prepared For:



Product Category Keyword Searches:

<input type="checkbox"/> Keyword	↓ Impressions
<input type="checkbox"/> Bathroom Vanities	23,756.57
<input type="checkbox"/> Toilets	16,126.21
<input type="checkbox"/> Shower Doors	12,327.98
<input type="checkbox"/> Shower Heads	7,296.94
<input type="checkbox"/> Bathroom Faucets	7,112.42
<input type="checkbox"/> Kitchen Faucets	6,681.26
<input type="checkbox"/> Door Hardware	6,156.20
<input type="checkbox"/> Faucets	6,070.67
<input type="checkbox"/> Showers	5,684.55
<input type="checkbox"/> Kitchen	5,408.01
<input type="checkbox"/> Kitchen Sinks	4,700.35

Showroom Keyword Searches:

<input type="checkbox"/> Keyword	↓ Impressions
<input type="checkbox"/> Bathroom Store	264.91
<input type="checkbox"/> Bathroom Showroom	261.03
<input type="checkbox"/> Bath Showroom	222.10
<input type="checkbox"/> Kitchen Showroom	129.62
<input type="checkbox"/> Bath Showroom near Me	69.65
<input type="checkbox"/> Bathroom Showroom near Me	61.97
<input type="checkbox"/> Kitchen Showroom near Me	57.48



The Competitive Analysis below is just a sample report. Once you have live ads, Google will share exactly how many % of the time your competitors are taking your spot. We can combine this with companies you already know to show your ads when someone types in your competitors.

Brand Keyword Searches:

<input type="checkbox"/> Keyword	↓ Impressions
<input type="checkbox"/> American Standard	11,069.28
<input type="checkbox"/> Moen	9,838.56
<input type="checkbox"/> Black And Decker	3,556.31
<input type="checkbox"/> Rheem	3,365.81
<input type="checkbox"/> Delta Faucet	2,879.66
<input type="checkbox"/> Elkay	2,542.22
<input type="checkbox"/> Insinkerator	2,523.03
<input type="checkbox"/> Bradley	2,393.50
<input type="checkbox"/> Brizo	2,220.22
<input type="checkbox"/> Banjo	2,174.33

Competitive Analysis:

Display URL domain	↓ Impression share	Overlap rate
You	56.45%	—
modernbathroom.com	35.48%	41.90%
kohlerexperiencecenterlax.com	33.06%	36.19%
builderssurplus.net	29.30%	33.81%
polarishomedesign.com	27.15%	32.86%
flooranddecor.com	17.20%	20.00%
homedepot.com	12.63%	15.71%
homeadvisor.com	< 10%	7.14%
thekitchenstore.net	< 10%	6.67%
rebacksplumbing.com	< 10%	7.14%
labathroomvanities.com	< 10%	5.24%